



facts & figures

Exchange Traded Funds

Source – New ETF and ETC Provider

Since 20 April 2009, 35 index products from the new provider Source have been tradable on the pan-European exchange platform Xetra®. The market launch of 13 equity index ETFs and 22 exchange traded commodities (ETCs) is the first product offering from Source, backed by Bank of America Merrill Lynch, Goldman Sachs und Morgan Stanley.

The ETFs issued by Source relate to the equity indices DJ STOXX 600, DJ STOXX 50, DJ STOXX Mid 200 and DJ STOXX Small 200, the DJ EURO STOXX 50 and DJ EURO STOXX Select Dividend 30. The two ETFs connected to the FTSE 100 and FTSE 250 are also available. In addition, Source

has launched ETFs on the Russel 2000, MSCI Europe, Japan, USA and World equity indices.

The 22 Source ETCs are based on S&P GSCI indices, with the offering covering the entire range of energy, agricultural, oil, metal and precious metal products.

deutsche-boerse.com > Trading & Clearing > Tradeable Instruments > ETFs

Market Report

Economic Bets, Commodities and Emerging Countries

After a quarter of mixed ratings for the economic situation the market enters the summer season quietly with a number of profits. After turnover of passively managed index funds kept on growing in the beginning of the quarter, trading activity subsequently slowed down due to the ongoing uncertainty. Net inflows into the most popular German and European blue chips were almost balanced. With 100 percent of monthly turnover rates in ShortDAX-ETF in mind the high net inflows of which are rather an expression of market assessment towards the end of the quarter and not so much a trend that will continue over the long term.

Resources and raw materials dominated the sector ETFs. For example, the iShares DJ STOXX 600 Basic Resources (DE) was preferably traded in the last two months. Turnover in these securities has more than doubled compared to the previous quarter with value increasing by 30 percent. High turnover in a strategy ETF is an indicator for the economic uncertainty: The db x-trackers DJ STOXX 600 Banks Short ETF is ranking comparatively at the top of the transaction lists with investments in this ETF have seen an outstanding increase compared to the previous quarter in March.

With regard to individual regions shares from emerging countries were particularly striking in the last quarter. Until mid-June turnover was remarkable, in the meantime market makers speak of "normalization". However the market is not dead, they say. Most of them who recently increased their investments into emerging countries are on hold now. "Still, we observe some profit-taking too", a trader states. Investors engage themselves in ETFs on indices with a large market capitalisation like the MSCI Emerging Markets. Concerning individual countries investors concentrate on "familiar countries", i.e. the BRIC states. There was a lively trading activity in the Lyxor ETF Russia for instance, tracking the Russian Titan 10 performance of the Dow Jones index.

One man's joy is the other man's sorrow: There is a decrease in engagements for ETFs on money market and bonds. Concerning government bonds especially short-to-medium-term bonds were actively traded and mostly sold in the previous quarter. Moreover, there was a huge interest in corporate bonds. The ETF iShares € Corporate Bonds has grown by a third in net amounts, including the most liquid Euro-denominated corporate bonds.

Top Performer Q2/2009¹⁾

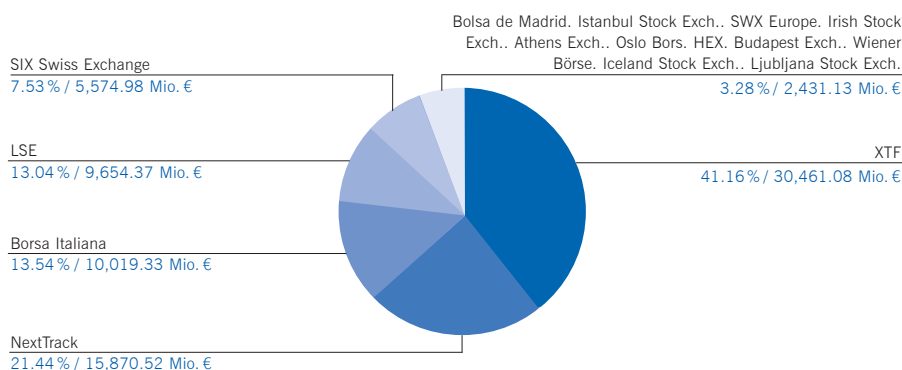
	in %
ComStage ETF DJ STOXX 600 Banks TR	57.50
Lyxor ETF Turkey (DJ Turkey Titans 20)	54.72
Lyxor ETF MSCI India	52.97
Lyxor ETF DJ STOXX 600 Banks	52.51
ComStage ETF DJ EURO STOXX 50 Lev. TR	50.02
Market Access DJ Turkey Titans 20 Index Fund	49.75
db x-trackers LPX MM Private Equity ETF	49.37
ETFs DAXglobal Alternative Energy Fund	48.52
Lyxor ETF PRIVEX	47.76
Lyxor ETF Leveraged DJ EURO STOXX 50	47.03

Most Active Q2/2009

	Ø Turnover/Month in € m
iShares DAX (DE)	1,305.58
iShares DJ EURO STOXX 50 (DE)	902.83
db x-trackers ShortDAX ETF	707.02
db x-trackers II EONIA TR Index ETF	575.77
db x-trackers DJ EURO STOXX 50 Sh.	430.44
iShares DJ EURO STOXX 50	410.55
db x-tracker DJ EURO STOXX 50 ETF	393.68
db x-tracker DAX ETF	351.75
iShares S&P 500	271.41
Lyxor ETF DAX	225.08

European Markets

Market Share/ Turnover of European ETF Segments Q2/2009

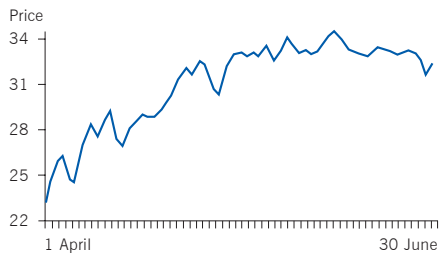


Source: Deutsche Börse, Bloomberg, SWX Europe, SIX

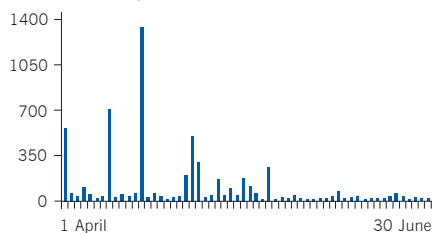
Top Performer Q2/2009

ComStage ETF DJ STOXX 600 Banks TR (57.50%)

Performance based on NAV



Xetra Turnover in € thousand

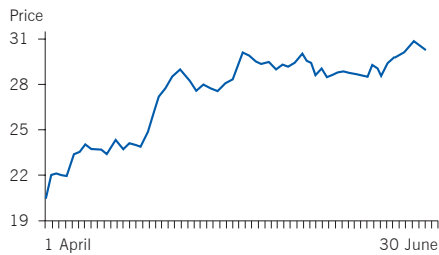


Key Figures:

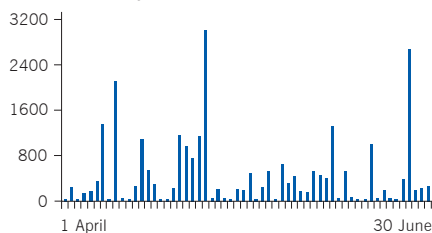
Management company: ComStage ETF
 Benchmark: DJ STOXX 600 Banks
 Launch Date: 8 September 2008
 Assets: 39.08 Mio. €
 Management fee: 0.25% p.a.
 Front-end load via exchange: 0%

Lyxor ETF Turkey (DJ Turkey Titans 20) (54.72%)

Performance based on NAV



Xetra Turnover in € thousand

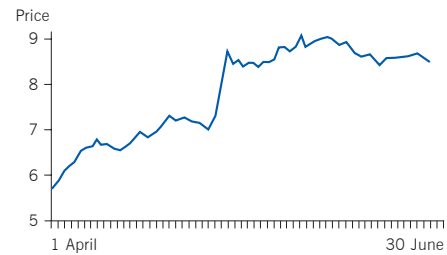


Key Figures:

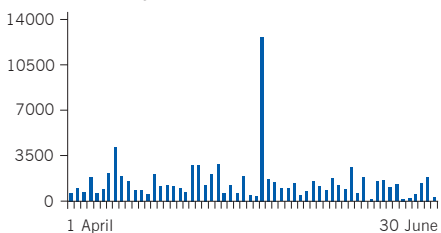
Management company: Lyxor Asset Management
 Benchmark: DJ Turkey Titans 20
 Launch Date: 22 November 2006
 Assets: 87.78 Mio. €
 Management fee: 0.65% p.a.
 Front-end load via exchange: 0%

Lyxor ETF MSCI India (52.97%)

Performance based on NAV



Xetra Turnover in € thousand



Key Figures:

Management company: Lyxor Asset Management
 Benchmark: MSCI India
 Launch Date: 31 January 2007
 Assets: 562.80 Mio. €
 Management fee: 0.85% p.a.
 Front-end load via exchange: 0%

European ETF Market Update

There are a number of statistics available on the global ETF markets, but sometimes the data does not always give a clear picture of market development. Surprisingly, one statistic about the exchange traded market shows crystal clear: There is less trading on-exchange in Europe than in the US.

The US has a vibrant trading environment for ETFs – some products are as liquid and, in some cases, more liquid than the underlying assets that they track. In Europe, fragmentation brought on by proportionately more issuers, products and listings is holding back the development of the ETF market. Why does Europe, which has one-third of the ETF assets of the US, have more issuers, individual funds and listings?

However, despite its lack of perfection, investment in European ETFs remains robust. In the first four months of 2009, European net sales of mutual funds were US\$28.3BN while net sales of ETFs were US\$12.6BN according to Lipper FMI. The European mutual fund industry has over US\$9TR of assets and ETFs represent less than 1.5% of the total. Therefore, ETFs grew in the first four months of 2009 at 32 times the pace of other mutual fund assets. This follows on from 2008, when European mutual funds lost almost US\$250BN while European ETFs added US\$47BN. It is clear that in these uncertain times investors are turning to ETFs for low cost, high correlation beta replication. The

outstanding question is whether this 'buy and hold' interest can sow the seeds for the blossoming of a true trading market for European ETFs.

There are a few developing trends that could show a glimmer of positive change. In the last couple of months, a few issuers have closed underinvested funds. Closing funds that do not reach critical mass is an interesting first step in reversing fragmentation. In April, Source launched its multi-bank approach to structuring and delivering ETFs. This could also help reverse the trend towards ever increasing numbers of issuers.

The key will be developing greater liquidity. Increasing liquidity is vital to improving the investor experience through tighter spreads, deeper bids/offers and broader investor participation. It is important to break down the separation between the on and off-exchange markets, which are currently quite independent. Currently, on-exchange volumes do not allow for meaningful hedging of large off-exchange trades. One opportunity for improving on-exchange liquidity could come through issuers rethinking their strategy of automatically listing their products on a multitude of exchanges. Reducing the number of listings per ETF would help concentrate the liquidity that already exists. Deutsche Boerse's market leadership with around forty per cent market share in existing ETF trading and its announced move to multi-currency



Michael John Lytle, Director of Marketing, Source

trading may make it well placed to capitalise on this trend if it materialises.

2009 looks set to be a pivotal year for European ETFs and exchange traded products more broadly. The market has shown its versatility in delivering new asset classes. In the last four years, fixed income and commodity tracking products have risen from obscurity to occupy a third of outstanding assets. Hopefully the inherent structural dynamism that has facilitated this development can now be harnessed to reshape and refocus European ETF trading for the benefit of all market participants.

New ETFs

	Issuer	ISIN	Xetra Code	Management-Fee	NAV in € 30 June 2009	Listing-Date
Equity Funds						
ETFlab MSCI Europe	ETFlab Investment GmbH	DE000ETFL284	EL42	0.30 %	7.18	16 June 2009
ETFlab MSCI Europe MC	ETFlab Investment GmbH	DE000ETFL292	EL43	0.30 %	4.64	16 June 2009
ETFlab MSCI Japan	ETFlab Investment GmbH	DE000ETFL300	EL44	0.50 %	4.24	16 June 2009
ETFlab MSCI Japan MC	ETFlab Investment GmbH	DE000ETFL318	EL45	0.50 %	4.16	16 June 2009
ETFlab MSCI USA	ETFlab Investment GmbH	DE000ETFL268	EL4Z	0.30 %	6.21	16 June 2009
ETFlab MSCI USA MC	ETFlab Investment GmbH	DE000ETFL276	EL41	0.30 %	3.91	16 June 2009
iShares MSCI GCC Countries ex-Saudi Arabia ETF	iShares III plc	DE000AORM470	EUN7	0.80 %	22.36	26 May 2009
db x-trackers MSCI PAN-EURO TRN INDEX ETF	db x-trackers	LU0412624271	DX29	0.30 %	9.03	30 April 2009
ETFlab DJ STOXX 50	ETFlab Investment GmbH	DE000ETFL250	EL4Y	0.19 %	21.13	28 April 2009
DJ STOXX 50 Source ETF	Source Markets plc	IE00B60SX519	SCOL	0.35 %	34.29	20 April 2009
DJ STOXX Mid 200 Source ETF	Source Markets plc	IE00B60SX063	SCOG	0.35 %	29.65	20 April 2009
DJ STOXX Small 200 Source ETF	Source Markets plc	IE00B60SWZ49	SCOF	0.35 %	18.42	20 April 2009
Dow Jones EURO STOXX 50 Source ETF	Source Markets plc	IE00B60SWX25	SCOD	0.25 %	37.73	20 April 2009
Dow Jones STOXX 600 Source ETF	Source Markets plc	IE00B60SWW18	SCOC	0.19 %	33.12	20 April 2009
FTSE 100 Source ETF	Source Markets plc	IE00B60SWT88	SCOA	0.30 %	31.02	20 April 2009
FTSE 250 Source ETF	Source Markets plc	IE00B60SWV01	SCOB	0.35 %	50.76	20 April 2009
MSCI Europe Source ETF	Source Markets plc	IE00B60SWY32	SCOE	0.30 %	92.89	20 April 2009
MSCI Japan Source ETF	Source Markets plc	IE00B60SX287	SCOI	0.50 %	24.75	20 April 2009
MSCI USA Source ETF	Source Markets plc	IE00B60SX170	SCOH	0.30 %	15.16	20 April 2009
MSCI World Source ETF	Source Markets plc	IE00B60SX394	SCOJ	0.45 %	16.29	20 April 2009
Russell 2000 Source ETF	Source Markets plc	IE00B60SX402	SCOK	0.45 %	15.86	20 April 2009
Bond Funds						
Lyxor ETF EURO CORPORATE BONDS	Lyxor International Asset Management	FR0010737544	LYQJ	0.20 %	109.96	3 June 2009
iShares Barclays Euro Aggregate Bond ETF	iShares III plc	DE000AORM447	EUN4	0.25 %	101.45	26 May 2009
iShares Barclays Euro Corporate Bond ETF	iShares III plc	DE000AORM454	EUN5	0.20 %	106.87	26 May 2009
iShares Barclays Euro Treasury Bond 0-1 ETF	iShares III plc	DE000AORM462	EUN6	0.20 %	100.17	26 May 2009
iShares Citigroup Global Government Bond ETF	iShares III plc	DE000AORM439	EUN3	0.20 %	73.95	26 May 2009
db x-trackers II EURO INTEREST R. VOLA. TRI	db x-trackers II	LU0378818644	DX24	0.25 %	99.05	8 April 2009
Commodity Funds						
ETFS Russell Global Gold Fund ETF	ETF Securities	DE000A0Q8NC8	ETLX	0.65 %	24.07	8 June 2009
ComStage ETF Commerzbank Com. EW Index TR	ComStage ETF	LU0419741177	C090	0.30 %	75.18	27 May 2009
Strategy Funds						
db x-trackers db c. b. - S&P GSCI TM L. En. Euro	db x-trackers	LU0411078123	DX26	1.00 %	14.8	30 April 2009
DJ EURO STOXX Select Dividend 30 Source ETF	Source Markets plc	IE00B60SX626	SCOM	0.30 %	19.78	20 April 2009
ETFlab DAXplus Maximum Dividend	ETFlab Investment GmbH	DE000ETFL235	EL4X	0.30 %	68.75	14 April 2009
db x-trackers II EURO INTEREST R. VOLA. SH. TRI	db x-trackers II	LU0378818727	DX25	0.25 %	101.01	8 April 2009

All ETFs – June 2009

The following table provides an overview of all currently traded index funds and active funds in the XTF segment. Index funds (ETFs) mirror the performance of an underlying index. Active ETFs pursue an active investment strategy. Such investment strategy may aim at exceeding the performance of a reference index or replicating the performance of a reference index with a variable participation rate.

Equity Funds

Country Indices

	ISIN	Xetra Code	Ø Turnover/Month Q2 in € m	Management-Fee	XLM ²⁾ June 09 in Bp	Performance ¹⁾ Q2	NAV in € 30 June 09	Assets u. M. ³⁾ in € m
Germany								
ComStage ETF DAX TR	LU0378438732	C001	50.52	0.12 %	4.93	19.57 %	48.32	349.14
db x-tracker DAX ETF	LU0274211480	DBXD	351.75	0.15 %	6.53	17.70 %	47.98	818.54
ETFlab DAX	DE000ETFL011	EL4A	75.44	0.15 %	4.55	17.80 %	47.50	1,678.86
ETFlab DAX (Preisindex)	DE000ETFL060	EL4F	2.03	0.15 %	11.96	14.30 %	29.39	71.99
iShares DAX (DE)	DE0005933931	EXS1	1,305.58	0.15 %	5.43	16.30 %	44.87	2,156.04
iShares MDAX (DE)	DE0005933923	EXS3	38.85	0.50 %	26.13	28.72 %	53.87	167.70
Lyxor ETF DAX	LU0252633754	LYY7	225.08	0.15 %	7.73	20.44 %	47.43	326.68
US								
ComStage ETF Dow Jones Ind. Average TR	LU0378437502	C010	3.05	0.45 %	24.12	12.49 %	62.30	106.35
ComStage ETF MSCI USA Large Cap TRN	LU0392495882	X021	0.56	0.25 %	29.24	14.76 %	45.45	8.07
ComStage ETF MSCI USA Mid Cap TRN	LU0392495965	X022	0.14	0.35 %	42.23	18.77 %	40.15	8.81
ComStage ETF MSCI USA Small Cap TRN	LU0392496005	X023	0.16	0.35 %	60.01	26.58 %	9.36	19.45
ComStage ETF MSCI USA TRN	LU0392495700	X020	5.21	0.25 %	29.16	15.31 %	15.14	32.68
ComStage ETF NASDAQ-100	LU0378449770	C011	1.23	0.25 %	21.10	19.87 %	10.38	53.72
db x-tracker MSCI USA TRN Index ETF	LU0274210672	DBXU	29.64	0.30 %	21.07	9.26 %	15.16	1,111.87

Equity Funds

Country Indices

	ISIN	Xetra Code	Ø Turnover/Month Q2 in € m	Management- Fee	XLM ²⁾ June 09 in Bp	Performance ¹⁾ Q2	NAV in € 30 June 09	Assets u. M. ³⁾ in € m
US								
db x-trackers Russell 2000 ETF	LU0322248658	DXS2	17.26	0.45 %	59.83	10.54 %	44.92	35.12
ETFlab MSCI USA	DE000ETFL268	EL4Z	0.00	0.30 %	32.11	–	6.21	29.24
ETFlab MSCI USA LC	DE000ETFL094	EL4I	3.03	0.30 %	50.77	7.57 %	43.98	22.99
ETFlab MSCI USA MC	DE000ETFL276	EL41	0.00	0.30 %	50.93	–	3.91	28.59
ETFS Russell 1000 Fund	DE000A0Q8ND6	ETLY	0.53	0.35 %	54.17	9.69 %	14.18	0.91
ETFS Russell 2000 Fund	DE000A0Q8NE4	ETLZ	0.39	0.45 %	51.08	13.81 %	13.80	4.06
iShares DJ Industrial Average (DE)	DE0006289390	EXI3	22.36	0.50 %	30.53	3.56 %	60.05	131.07
iShares Nasdaq 100 (DE)	DE000A0F5UF5	EXXT	27.06	0.30 %	28.35	11.94 %	10.48	168.01
iShares S&P 500	DE0002643889	IUSA	271.41	0.40 %	17.95	9.04 %	6.54	4,137.35
iShares S&P Small Cap 600	DE000A0RFEB1	IUS3	0.33	0.40 %	22.92	10.99 %	12.72	7.42
Lyxor ETF Dow Jones Industrial Average	FR0007056841	DJAM	4.22	0.50 %	22.76	6.00 %	61.44	387.13
Lyxor ETF MSCI USA	FR0010296061	LYYB	16.23	0.35 %	21.57	9.85 %	63.23	322.31
Lyxor ETF Nasdaq 100	FR0007063177	LYMS	12.21	0.30 %	41.57	13.37 %	4.24	102.49
MSCI USA Source ETF	IE00B60SX170	SCOH	0.33	0.30 %	29.76	–	15.16	8.26
PowerShares EQQQ Fund	IE0032077012	EQQQ	9.74	0.20 %	24.91	12.73 %	25.89	484.06
Russell 2000 Source ETF	IE00B60SX402	SCOK	0.87	0.45 %	40.45	–	15.86	9.39
UBS-ETF MSCI USA	LU0136234654	FRC2	1.97	0.50 %	95.44	9.09 %	62.75	161.44
Japan								
ComStage ETF MSCI Japan TRN	LU0392495452	X017	1.71	0.45 %	12.22	19.49 %	24.25	14.97
ComStage ETF Nikkei 225	LU0378453376	C020	2.09	0.45 %	28.40	22.12 %	7.46	44.78
ComStage ETF TOPIX	LU0392496773	C021	0.05	0.45 %	34.45	19.11 %	6.91	21.89
db x-tracker MSCI Japan TRN Index ETF	LU0274209740	DBXJ	25.71	0.50 %	30.76	16.08 %	24.44	376.54
ETFlab MSCI Japan	DE000ETFL300	EL44	0.00	0.50 %	48.84	–	4.24	30.67
ETFlab MSCI Japan LC	DE000ETFL102	EL4J	1.11	0.50 %	57.58	14.40 %	37.60	26.65
ETFlab MSCI Japan MC	DE000ETFL318	EL45	0.00	0.50 %	50.33	–	4.16	31.65
iShares MSCI Japan	DE000A0DPMW9	IQJQ	11.72	0.59 %	40.42	10.68 %	6.64	1,071.05
iShares MSCI Japan Small Cap	DE000A0RFEC9	IUS4	0.79	0.59 %	55.40	11.90 %	15.16	50.65
iShares Nikkei 225 (DE)	DE000A0H08D2	EXX7	21.69	0.50 %	47.17	18.46 %	7.46	286.90
Lxor ETF Japan (Topix)	FR0010245514	LYY4	9.09	0.50 %	32.95	10.78 %	69.15	320.37
MSCI Japan Source ETF	IE00B60SX287	SCOI	0.93	0.50 %	36.12	–	24.75	12.17
UBS-ETF MSCI Japan	LU0136240974	FRC5	1.39	0.50 %	222.62	16.28 %	21.22	221.65
Australia								
db x-trackers S&P /ASX 200 ETF	LU0328474803	DX2S	3.21	0.50 %	47.43	21.50 %	15.37	19.61
Brazil								
db x-trackers MSCI Brazil TRN Index ETF	LU0292109344	DBX6	49.15	0.65 %	56.76	32.92 %	33.38	117.03
iShares MSCI Brazil	DE000A0HG2M1	IQQB	19.82	0.74 %	52.97	31.30 %	29.63	497.54
Lyxor ETF Brazil (IBOVESPA)	FR0010408799	LYMG	30.52	0.65 %	52.23	40.99 %	18.30	254.85
China								
db x-trackers FTSE/XINHUA China 25 ETF	LU0292109856	DBX9	26.36	0.60 %	49.90	28.29 %	19.33	205.48
iShares DJ China Offshore 50 (DE)	DE000A0F5UE8	EXXU	12.77	0.60 %	56.29	25.16 %	25.77	34.69
iShares FTSE/Xinhua China 25	DE000A0DPMY5	IQQC	22.12	0.74 %	58.66	27.37 %	78.24	672.56
Lyxor ETF China Enterprise	FR0010204081	L8I1	41.42	0.65 %	46.30	30.08 %	101.41	701.22
France								
db x-trackers CAC 40 ETF	LU0322250985	DX2G	0.96	0.20 %	17.49	15.52 %	32.74	7.86
Greece								
Lyxor ETF MSCI Greece	FR0010405431	LYMH	1.53	0.45 %	126.00	36.34 %	6.19	6.49
Great Britain								
db x-trackers FTSE 100 ETF	LU0292097234	DBXX	15.24	0.30 %	22.22	19.21 %	5.22	224.24
db x-trackers FTSE 250 ETF	LU0292097317	DBXY	1.07	0.35 %	28.61	26.81 %	8.95	14.89
db x-trackers FTSE All-Share ETF	LU0292097747	DBXZ	0.12	0.40 %	50.40	20.49 %	2.66	61.61
FTSE 100 Source ETF	IE00B60SWT88	SCOA	1.74	0.30 %	29.32	–	31.02	18.75
FTSE 250 Source ETF	IE00B60SWV01	SCOB	2.57	0.35 %	52.02	–	50.76	22.85
iShares FTSE 100 (DE)	DE0006289408	EXI4	12.19	0.50 %	65.33	27.38 %	51.21	95.99
UBS-ETF FTSE 100	LU0136242590	FRC6	0.23	0.50 %	93.44	18.99 %	49.12	68.38
Hong Kong								
Lyxor ETF Hong Kong (HSI)	FR0010361675	LYME	11.43	0.65 %	68.78	26.49 %	16.95	135.42
India								
db x-trackers S&P CNX Nifty ETF	LU0292109690	DBX7	13.78	0.85 %	77.85	42.22 %	64.36	87.43
Lyxor ETF MSCI India	FR0010361683	LYMD	30.31	0.85 %	58.32	52.97 %	8.49	562.80
Italy								
db x-tracker S&P/MIB Index ETF	LU0274212538	DBXI	3.26	0.30 %	40.56	24.48 %	20.14	16.41
Malaysia								
Lyxor ETF MSCI Malaysia	FR0010397554	LYQE	0.23	0.65 %	196.73	17.32 %	8.13	8.12
Austria								
ComStage ETF ATX	LU0392496690	C031	2.04	0.25 %	27.94	24.49 %	20.67	21.67
iShares ATX (DE)	DE000A0D8Q23	EXXX	15.48	0.30 %	26.63	24.77 %	21.41	46.07

Equity Funds

Country Indices

	ISIN	Xetra Code	Ø Turnover/Month Q2 in € m	Management- Fee	XLM ²⁾ June 09 in Bp	Performance ¹⁾ Q2	NAV in € 30 June 09	Assets u. M. ³⁾ in € m
Russia								
ComStage ETF MSCI Russia 30% Capped TRN	LU0392495536	X018	1.47	0.60 %	101.38	40.49 %	82.18	9.86
db x-trackers MSCI Russia Capped Index ETF	LU0322252502	DBXV	18.48	0.65 %	54.86	28.87 %	14.24	74.41
Lyxor ETF Russia (DJ Rusindex Titans 10)	FR0010326140	LYYE	37.95	0.65 %	71.53	32.99 %	19.35	274.81
Market Access DAXglobal Russia Index Fund	LU0269999958	M9SJ	4.09	0.70 %	162.08	32.45 %	26.37	18.75
Switzerland								
ComStage ETF SMI	LU0392496427	C030	6.57	0.25 %	22.68	11.75 %	36.06	19.18
db x-trackers SLI ETF	LU0322248146	DXSO	0.43	0.35 %	26.05	16.98 %	54.04	4.54
db x-trackers SMI ETF	LU0274221281	DBXS	9.32	0.30 %	24.18	10.06 %	36.54	135.93
iShares SMI (DE)	DE0005933964	EXI1	36.43	0.50 %	26.69	7.18 %	35.44	50.79
South Afrika								
Lyxor ETF South Africa (FTSE JSE Top 40)	FR0010464446	LYMV	3.19	0.65 %	58.97	29.80 %	18.60	44.86
Market Access FTSE/JSE Africa Top 40 I. Fund	LU0270000028	M9SK	0.29	0.70 %	82.44	25.05 %	19.07	7.66
South Korea								
db x-trackers MSCI Korea TRN Index ETF	LU0292100046	DBX8	10.83	0.65 %	57.45	17.99 %	24.05	40.72
iShares MSCI Korea	DE000A0HG2L3	IQQK	8.14	0.74 %	71.19	16.66 %	15.73	68.22
Lyxor ETF MSCI Korea	FR0010361691	LYMC	6.40	0.65 %	102.43	19.28 %	21.41	53.11
Taiwan								
ComStage ETF MSCI Taiwan TRN	LU0392495619	X019	1.34	0.60 %	52.65	18.47 %	8.68	18.79
db x-trackers MSCI Taiwan TRN Index ETF	LU0292109187	DBX5	20.63	0.65 %	51.68	17.88 %	9.02	81.78
iShares MSCI Taiwan	DE000A0HG2K5	IQQT	14.09	0.74 %	55.57	17.35 %	18.37	112.45
Lyxor ETF MSCI Taiwan	FR0010444786	LYQD	4.55	0.65 %	88.61	11.28 %	5.13	16.48
Thailand								
Lyxor ETF MSCI Thailand	FR0010398719	LYQF	0.83	0.65 %	193.75	39.38 %	5.38	26.11
Turkey								
iShares MSCI Turkey	DE000A0LGQN1	IQQ5	1.84	0.74 %	98.43	46.34 %	17.44	61.08
Lyxor ETF Turkey (DJ Turkey Titans 20)	FR0010326256	LYYG	9.15	0.65 %	71.88	54.72 %	30.17	87.78
Market Access DJ Turkey Titans 20 Index Fund	LU0269999362	M9SE	0.21	0.60 %	130.38	49.75 %	92.62	4.63
Vietnam								
db x-trackers FTSE Vietnam ETF	LU0322252924	DXS7	7.79	0.85 %	80.65	46.53 %	29.76	92.33

Equity Funds

Regional Indices

	ISIN	Xetra Code	Ø Turnover/Month Q2 in € m	Management- Fee	XLM ²⁾ June 09 in Bp	Performance ¹⁾ Q2	NAV in € 30 June 09	Assets u. M. ³⁾ in € m
Afrika								
Lyxor ETF Pan Africa	FR0010636464	LYQH	0.43	0.85 %	384.78	24.33 %	8.38	17.09
Arabian Peninsula								
iShares MSCI GCC Countries ex-Saudi Arabia	DE000A0RM470	EUN7	0.26	0.80 %	194.15	–	22.36	6.33
Asia								
db x-trackers MSCI AC Asia ex Japan TRN Ind.	LU0322252171	DXS5	8.46	0.65 %	44.52	27.09 %	15.88	81.87
iShares MSCI AC Far East ex-Japan	DE000A0HGZS9	IQQF	28.63	0.74 %	47.28	23.02 %	22.61	930.66
iShares MSCI AC Far East ex-Japan Small Cap	DE000A0RFEF2	IUS9	0.83	0.74 %	86.79	36.54 %	13.31	6.73
Lyxor ETF MSCI AC Asia-Pacific Ex Japan	FR0010312124	LYYC	19.16	0.65 %	74.03	22.20 %	23.12	374.22
Lyxor ETF MSCI Asia APEX 50	FR0010652867	LYQI	5.26	0.50 %	87.87	20.57 %	44.49	17.34
Market Access DAXglobal Asia Index Fund	LU0259323235	M9SF	0.50	0.70 %	242.66	36.47 %	23.24	14.71
Emerging Markets								
ComStage ETF MSCI EM Eastern Europe TRN	LU0392495379	X016	0.81	0.60 %	47.73	37.94 %	22.73	9.89
db x-trackers MSCI EM Asia TRN Index ETF	LU0292107991	DBX2	22.50	0.65 %	61.68	26.28 %	18.51	360.70
db x-trackers MSCI EM EMEA TRN Index ETF	LU0292109005	DBX4	2.79	0.65 %	51.50	25.35 %	16.52	33.92
db x-trackers MSCI EM LATAM TRN Index ETF	LU0292108619	DBX3	18.33	0.65 %	55.82	30.66 %	29.81	143.05
db x-trackers MSCI Em. Markets TRN Ind. ETF	LU0292107645	DBX1	43.72	0.65 %	50.06	27.08 %	19.69	1,519.46
db x-trackers S&P Select Frontier ETF	LU0328476410	DXZ2	0.50	0.95 %	391.96	26.44 %	6.60	9.19
iShares FTSE BRIC 50	DE000A0MSAE7	IQQ9	12.96	0.74 %	67.95	26.42 %	16.64	222.62
iShares MSCI Emerging Markets	DE000A0HGZT7	IQQE	39.79	0.74 %	40.25	24.51 %	21.47	1,339.70
Lyxor ETF MSCI EM Latin America	FR0010410266	LYM0	5.64	0.65 %	98.90	31.54 %	21.48	169.10
Lyxor ETF MSCI Emerging Markets	FR0010429068	LYM7	23.51	0.65 %	63.02	28.04 %	5.48	277.13
Market Access DAXglobal BRIC Index Fund	LU0269999792	M9SH	4.52	0.70 %	137.36	30.52 %	34.17	31.90
Europe								
ComStage ETF DJ STOXX 600 TR	LU0378434582	C060	4.95	0.20 %	21.32	21.25 %	33.14	148.02
ComStage ETF MSCI Europe Large Cap TRN	LU0392496187	X024	0.00	0.25 %	16.27	22.69 %	42.30	11.34
ComStage ETF MSCI Europe Mid Cap TRN	LU0392496260	X025	0.29	0.35 %	13.55	26.58 %	36.48	11.76
ComStage ETF MSCI Europe Small Cap TRN	LU0392496344	X026	0.88	0.35 %	17.82	31.25 %	11.96	13.18

Equity Funds

Regional Indices

	ISIN	Xetra Code	Ø Turnover/Month Q2 in € m	Management- Fee	XLM ²⁾ June 09 in Bp	Performance ¹⁾ Q2	NAV in € 30 June 09	Assets u. M. ³⁾ in € m
Europe								
ComStage ETF MSCI Europe TRN	LU0392494646	X011	0.31	0.25 %	12.13	29.99 %	34.02	55.98
db x-tracker MSCI Europe TRN Index ETF	LU0274209237	DBXA	43.05	0.30 %	19.18	18.48 %	24.36	605.94
db x-trackers DJ STOXX 600 ETF	LU0328475792	DX2X	3.78	0.20 %	29.74	19.02 %	33.18	12.44
db x-trackers MSCI Europe Mid Cap TRN	LU0322253732	DX2I	0.03	0.40 %	23.65	20.76 %	36.41	9.12
db x-trackers MSCI Eur. Sm.I Cap TRN Ind.	LU0322253906	DX2J	1.62	0.40 %	30.41	29.38 %	12.33	141.48
db x-trackers MSCI PAN-EURO TRN INDEX	LU0412624271	DX29	0.12	0.30 %	28.85	-	9.03	133.12
DJ STOXX 50 Source ETF	IE00B60SX519	SC0L	3.74	0.35 %	29.08	-	34.29	16.68
DJ STOXX Mid 200 Source ETF	IE00B60SX063	SC0G	0.86	0.35 %	61.52	-	29.65	17.20
DJ STOXX Small 200 Source ETF	IE00B60SWZ49	SC0F	0.26	0.35 %	75.08	-	18.42	17.04
Dow Jones STOXX 600 Source ETF	IE00B60SWW18	SC0C	0.99	0.19 %	59.63	-	33.12	16.74
ETFlab DJ STOXX 50	DE000ETFL250	EL4Y	0.33	0.19 %	62.63	-	21.13	34.10
ETFlab MSCI Europe	DE000ETFL284	EL42	0.00	0.30 %	42.03	-	7.18	30.25
ETFlab MSCI Europe LC	DE000ETFL086	EL4H	1.26	0.30 %	28.50	16.04 %	53.56	21.75
ETFlab MSCI Europe MC	DE000ETFL292	EL43	0.00	0.30 %	44.17	-	4.64	29.73
iShares DJ STOXX 50	IE0008470928	EUN1	78.62	0.35 %	13.96	16.91 %	21.26	889.50
iShares DJ STOXX 50 (DE)	DE0005933949	EXW3	63.40	0.50 %	25.99	14.92 %	21.26	373.78
iShares DJ STOXX 600 (DE)	DE0002635307	EXSA	44.29	0.19 %	48.96	16.82 %	20.84	594.59
iShares DJ STOXX Large 200 (DE)	DE0005933980	EXSC	2.46	0.19 %	63.67	15.56 %	22.36	26.69
iShares DJ STOXX Mid 200 (DE)	DE0005933998	EXSD	7.44	0.19 %	71.25	21.10 %	19.17	74.36
iShares DJ STOXX Small 200 (DE)	DE000A0D8Q27	EXSE	3.68	0.19 %	78.91	25.13 %	11.90	74.91
iShares MSCI Europe	DE000A0M5X28	IQQY	4.16	0.35 %	23.75	17.69 %	13.36	572.91
iShares MSCI Europe ex-UK	DE000A0J2094	IQQU	7.57	0.40 %	23.55	16.46 %	16.83	4.54
Lyxor ETF MSCI Europe	FR0010261198	LYY5	13.08	0.35 %	30.34	22.69 %	74.12	690.22
MSCI Europe Source ETF	IE00B60SWY32	SC0E	3.32	0.30 %	45.26	-	92.89	15.42
Eurozone								
ComStage ETF DJ EURO STOXX 50 TR	LU0378434079	C050	17.75	0.10 %	5.31	22.25 %	38.10	223.86
ComStage ETF MSCI EMU TRN	LU0392494729	X012	0.02	0.25 %	29.68	18.50 %	13.15	7.96
db x-tracker DJ EURO STOXX 50 ETF	LU0274211217	DBXE	393.68	0.15 %	9.30	19.53 %	25.16	1,224.64
db x-trackers DJ EURO STOXX Anteilskl. "1C"	LU0380865021	DXET	61.15	0.15 %	10.76	19.54 %	25.00	292.70
Dow Jones EURO STOXX 50 Source ETF	IE00B60SWX25	SC0D	15.87	0.25 %	13.34	-	37.73	23.31
ETFlab DJ EURO STOXX 50	DE000ETFL029	EL4B	124.76	0.15 %	8.20	16.96 %	24.25	332.23
iShares DJ EURO STOXX (DE)	DE000A0D8Q07	EXSI	28.96	0.19 %	35.78	17.79 %	22.71	324.17
iShares DJ EURO STOXX 50	IE0008471009	EUN2	410.55	0.15 %	9.36	18.73 %	24.60	3,306.00
iShares DJ EURO STOXX 50 (DE)	DE0005933956	EXW1	902.83	0.15 %	9.26	18.03 %	24.55	3,455.74
iShares DJ EURO STOXX MidCap	DE000A0DPMX7	IQQM	2.88	0.40 %	16.36	21.83 %	28.22	115.73
iShares DJ EURO STOXX SmallCap	DE000A0DPMZ2	IQQS	4.47	0.40 %	18.88	26.13 %	17.35	176.88
iShares FTSEurofirst 100	DE000A0DPM16	IQQ1	2.02	0.40 %	14.10	16.66 %	17.61	73.76
iShares FTSEurofirst 80	DE000A0DPM08	IQQ8	3.58	0.40 %	13.58	17.03 %	7.44	61.20
Lyxor ETF DJ EURO STOXX 50	FR0007054358	LYSX	137.48	0.25 %	9.57	22.80 %	24.94	4,497.47
Lyxor ETF MSCI EMU	FR0007085501	LYQC	1.33	0.35 %	39.50	22.70 %	30.27	232.08
Lyxor ETF MSCI EMU Small Cap	FR0010168773	LYY1	1.46	0.40 %	66.24	32.54 %	116.90	98.60
UBS-ETF DJ EURO STOXX 50	LU0136234068	FRC1	10.51	0.30 %	41.55	19.29 %	24.74	312.96
UBS-ETF DJ EURO STOXX 50 I	LU0155367302	FRC7	0.88	0.10 %	48.49	19.37 %	24,772.22	201.05
UBS-ETF MSCI EMU	LU0147308422	FS2G	3.51	0.50 %	186.54	18.39 %	74.34	126.82
XMTCH (Lux) on MSCI EMU Large Cap	LU0154139132	XMHA	27.44	0.40 %	29.77	16.29 %	72.03	746.67
Global								
ComStage ETF MSCI World TRN	LU0392494562	X010	8.90	0.40 %	25.93	19.44 %	16.20	161.98
db x-tracker MSCI World TRN Index ETF	LU0274208692	DBXW	21.49	0.45 %	25.46	14.04 %	16.22	948.96
iShares DJ Global Titans 50 (DE)	DE0006289382	EXI2	2.15	0.50 %	136.04	6.85 %	13.73	37.46
iShares MSCI World	DE000A0HGZR1	IQQW	28.91	0.50 %	33.38	11.43 %	14.83	1,609.78
Lyxor ETF MSCI World	FR0010315770	LYYA	10.73	0.45 %	33.96	14.93 %	70.13	377.58
MSCI World Source ETF	IE00B60SX394	SC0J	2.95	0.45 %	44.08	-	16.29	8.60
UBS-ETF MSCI World	LU0340285161	UWRD	1.32	0.40 %	289.97	11.54 %	69.70	78.19
Latin America								
iShares MSCI Latin America	DE000A0NAOK7	IUSC	4.40	0.74 %	48.81	30.73 %	13.36	69.41
North America								
ComStage ETF MSCI North America TRN	LU0392494992	X013	0.71	0.25 %	21.93	10.83 %	17.00	33.13
iShares MSCI North America	DE000A0J2060	IQQN	5.24	0.40 %	26.07	10.08 %	13.10	497.40
Eastern Europe								
iShares DJ STOXX EU Enlarged 15 (DE)	DE000A0D8Q15	EXSJ	1.79	0.50 %	67.24	32.42 %	17.44	19.72
iShares MSCI Eastern Europe	DE000A0HGZV3	IQQR	12.18	0.74 %	59.24	33.17 %	14.83	128.98
Lyxor ETF Eastern Europe	FR0010204073	LB12	12.61	0.50 %	57.79	37.04 %	13.69	166.31
Pacific								
ComStage ETF MSCI Pacific ex Japan TRN	LU0392495296	X015	3.81	0.60 %	20.96	19.51 %	19.86	19.98
ComStage ETF MSCI Pacific TRN	LU0392495023	X014	0.03	0.60 %	43.32	15.07 %	22.69	8.51
db x-trackers MSCI Pacific ex Japan TRI	LU0322252338	DXS6	4.59	0.45 %	37.58	24.48 %	20.45	75.67

Equity Funds

Regional Indices

	ISIN	Xetra Code	Ø Turnover/Month Q2 in € m	Management- Fee	XLM ²⁾ June 09 in Bp	Performance ¹⁾ Q2	NAV in € 30 June 09	Assets u. M. ³⁾ in € m
South-East Europe								
Market Access South-East Eur. Trad. Ind. Fund	LU0259329869	M9SG	0.15	0.80 %	211.12	32.45 %	10.45	4.02

Equity Funds

Sector Indices

	ISIN	Xetra Code	Ø Turnover/Month Q2 in € m	Management- Fee	XLM ²⁾ June 09 in Bp	Performance ¹⁾ Q2	NAV in € 30 June 09	Assets u. M. ³⁾ in € m
Alternative Investments								
db x-trackers db Hedge Fund Index ETF	LU0328476337	DX2Y	9.31	0.90 %	69.99	2.74 %	10.42	162.79
db x-trackers LPX MM Private Equity ETF	LU0322250712	DX2E	2.28	0.70 %	55.72	49.37 %	13.57	8.68
db x-trackers S&P Global Infrastructure ETF	LU0322253229	DX2E	1.42	0.60 %	34.94	14.71 %	15.83	38.70
Easy ETF NMX Infrastructure Europe	LU0315455286	IM2S	0.04	0.50 %	117.89	18.46 %	19.57	2.49
Easy ETF NMX30 Infrastructure Global	LU0315440411	IM2R	0.88	0.50 %	114.26	14.63 %	19.59	10.38
ETFS DAXglobal Alternative Energy Fund	DE000A0Q8M94	ETLU	0.10	0.65 %	228.44	48.52 %	13.35	1.63
ETFS Janney Global Water Fund	DE000A0Q8M86	ETLT	0.03	0.65 %	217.02	16.38 %	28.89	1.69
ETFS S-Net ITG Global Agri Business Fund	DE000A0Q8NA2	ETLV	0.53	0.65 %	243.80	9.58 %	25.30	4.33
ETFS WNA Global Nuclear Energy Fund	DE000A0Q8M37	ETLN	0.40	0.65 %	189.28	21.44 %	18.71	5.01
iShares FTSE/Macquarie Gl. Infrastructure 100	DE000A0LGQM3	IQQI	15.45	0.65 %	31.19	8.65 %	14.61	233.09
iShares S&P Emerging Markets Infrastructure	DE000A0RFFS2	IUS8	0.52	0.74 %	66.00	23.06 %	12.69	16.49
iShares S&P Global Clean Energy	DE000A0M5X10	IQQH	7.36	0.65 %	56.95	21.24 %	9.29	85.16
iShares S&P Global Timber&Forestry	DE000A0NA0H3	IUSB	0.82	0.65 %	37.43	17.63 %	8.07	12.83
iShares S&P Global Water	DE000A0MSAG2	IQQQ	0.92	0.65 %	65.94	19.54 %	13.22	94.92
iShares S&P Listed Private Equity	DE000A0MSAF4	IQQL	1.76	0.75 %	81.95	40.35 %	6.78	33.11
Lyxor ETF New Energy	FR0010524777	LYM9	3.72	0.60 %	119.82	24.97 %	21.07	92.52
Lyxor ETF PRIVEX	FR0010407197	LYM4	1.06	0.70 %	99.03	47.76 %	2.97	24.51
Lyxor ETF World Water	FR0010527275	LYM8	0.52	0.60 %	96.94	23.43 %	13.38	50.92
PowerShares Global Clean Energy Fund	IE00B23D9133	6PSG	0.19	1.00 %	68.95	28.83 %	5.03	5.31
PowerShares Global Listed Private Equity Fund	IE00B23D8Z06	6PSE	0.24	1.00 %	108.04	36.11 %	3.73	2.18
PowerShares Palisades Global Water Fund	IE00B23D9026	6PSF	0.02	1.00 %	33.98	28.15 %	5.97	4.20
SGAM ETF Private Equity LPX50	FR0010413518	LSK6	0.28	0.70 %	105.40	44.48 %	4.45	5.92
Automobiles & Parts								
ComStage ETF DJ STOXX 600 Auto. & Parts TR	LU0378435043	C061	0.32	0.25 %	18.89	24.15 %	30.60	8.11
iShares DJ STOXX 600 Auto. & Parts (DE)	DE0006344716	EXV5	5.15	0.50 %	34.48	28.13 %	21.73	12.67
iShares DJ STOXX 600 Auto. & Parts Sw. (DE)	DE000A0D8Q56	EXXA	1.34	0.30 %	29.68	28.44 %	31.34	18.43
Lyxor ETF DJ STOXX 600 Automobiles & Parts	FR0010344630	LYYN	1.65	0.30 %	46.79	29.00 %	21.75	16.69
Banks								
ComStage ETF DJ STOXX 600 Banks TR	LU0378435399	C062	2.24	0.25 %	18.19	57.50 %	32.57	39.08
db x-trackers DJ STOXX 600 Banks ETF	LU0292103651	DXSF	23.94	0.30 %	25.66	45.54 %	32.60	101.38
iShares DJ EURO STOXX Banks (DE)	DE0006289309	EXX1	26.08	0.50 %	30.25	44.19 %	17.88	192.61
iShares DJ STOXX 600 Banks (DE)	DE0006289341	EXV1	30.00	0.50 %	32.03	44.18 %	18.34	175.66
iShares DJ STOXX 600 Banks Swap (DE)	DE000A0D8Q64	EXXB	1.73	0.30 %	33.00	45.29 %	32.53	21.39
Lyxor ETF DJ STOXX 600 Banks	FR0010345371	LYYP	42.38	0.30 %	22.85	52.51 %	18.24	337.58
Basic Resources								
ComStage ETF DJ STOXX 600 B. Resources TR	LU0378435472	C063	7.40	0.25 %	32.56	33.69 %	56.70	36.46
db x-trackers DJ STOXX 600 B. Resources ETF	LU0292100806	DXSC	17.45	0.30 %	28.68	31.11 %	58.27	40.21
iShares DJ STOXX 600 Basic Resources (DE)	DE0006344724	EXV6	68.36	0.50 %	36.30	30.58 %	34.76	191.27
iShares DJ STOXX 600 B. Resources Sw. (DE)	DE000A0D8Q72	EXXC	13.67	0.30 %	39.91	31.18 %	57.85	33.83
Lyxor ETF DJ STOXX 600 Basic Resources	FR0010345389	LYYX	10.50	0.30 %	30.00	37.34 %	34.76	160.92
Market Access AMEX Gold Bugs Indexfonds	LU0259322260	M9SD	19.97	0.70 %	110.60	-0.95 %	100.26	65.92
Chemicals								
ComStage ETF DJ STOXX 600 Chemicals TR	LU0378435555	C064	0.86	0.25 %	17.36	18.08 %	56.27	17.16
iShares DJ STOXX 600 Chemicals (DE)	DE0006344732	EXV7	2.71	0.50 %	34.59	17.13 %	34.19	16.22
iShares DJ STOXX 600 Chemicals Swap (DE)	DE000A0D8Q80	EXXD	2.19	0.30 %	24.63	17.42 %	55.48	41.37
Lyxor ETF DJ STOXX 600 Chemicals	FR0010345470	LYYY	0.22	0.30 %	52.94	18.66 %	34.15	36.02
Construction & Materials								
ComStage ETF DJ STOXX 600 Con. & Mat. TR	LU0378435639	C065	1.91	0.25 %	17.60	23.11 %	33.42	17.85
iShares DJ STOXX 600 Con. & Materials (DE)	DE0006344740	EXV8	4.87	0.50 %	51.52	21.58 %	21.86	15.07
iShares DJ STOXX 600 Con. & Mat. Swap (DE)	DE000A0F5T02	EXXE	1.64	0.30 %	37.92	23.24 %	33.88	44.87
Lyxor ETF DJ STOXX 600 Con. & Materials	FR0010345504	LYYZ	0.08	0.30 %	58.19	27.81 %	21.97	20.61
Financial Services								
ComStage ETF DJ STOXX 600 Fin. Services TR	LU0378435712	C066	0.21	0.25 %	22.72	35.12 %	34.57	7.12
iShares DJ STOXX 600 Financial Services (DE)	DE0006344773	EXH2	2.45	0.50 %	59.26	27.33 %	21.06	16.26
iShares DJ STOXX 600 Fin. Services Swap (DE)	DE000A0F5T10	EXXF	2.11	0.30 %	37.01	28.05 %	34.51	14.89

Equity Funds

Sector Indices

	ISIN	Xetra Code	Ø Turnover/Month Q2 in € m	Management- Fee	XLM ²⁾ June 09 in Bp	Performance ¹⁾ Q2	NAV in € 30 June 09	Assets u. M. ³⁾ in € m
Financial Services								
Lyxor ETF DJ STOXX 600 Financial Services	FR0010345363	LYMA	0.30	0.30 %	54.28	34.14 %	21.10	17.26
Food & Beverage								
ComStage ETF DJ STOXX 600 Food & Bev. TR	LU0378435803	C067	0.51	0.25 %	19.24	14.37 %	36.09	18.91
db x-trackers DJ STOXX 600 Food & Bev. ETF	LU0292105359	DXSK	3.54	0.30 %	28.70	14.93 %	36.84	48.63
iShares DJ STOXX 600 Food & Beverage (DE)	DE0006344781	EXH3	4.63	0.50 %	47.66	13.42 %	24.17	29.28
iShares DJ STOXX 600 Food & Bev. Swap (DE)	DE000A0F5T28	EXXG	3.09	0.30 %	30.21	15.14 %	36.66	46.35
Lyxor ETF DJ STOXX 600 Food & Beverage	FR0010344861	LYYR	3.78	0.30 %	36.30	18.86 %	24.33	40.56
Health Care								
ComStage ETF DJ STOXX 600 Health Care TR	LU0378435985	C068	1.88	0.25 %	23.71	9.91 %	43.14	44.31
db x-trackers DJ STOXX 600 Health Care ETF	LU0292103222	DXSE	7.19	0.30 %	22.05	4.79 %	41.95	69.84
iShares DJ EURO STOXX Health Care (DE)	DE0006289333	EXX4	0.78	0.50 %	32.82	6.81 %	34.98	6.73
iShares DJ STOXX 600 Health Care (DE)	DE0006289374	EXV4	15.84	0.50 %	27.83	4.47 %	31.09	147.47
iShares DJ STOXX 600 Health Care Swap (DE)	DE000A0F5T36	EXXH	1.79	0.30 %	27.78	4.72 %	41.90	17.96
Lyxor ETF DJ STOXX 600 Health Care	FR0010344879	LYYS	3.22	0.30 %	29.74	8.05 %	31.13	163.04
Industrial Goods & Services								
ComStage ETF DJ STOXX 600 Ind. G. & S.TR	LU0378436017	C069	0.31	0.25 %	23.92	17.04 %	28.51	7.24
db x-trackers DJ STOXX 600 Ind. Goods ETF	LU0292106084	DXSL	0.80	0.30 %	26.93	20.26 %	28.94	6.80
iShares DJ STOXX 600 Ind. G. & Services (DE)	DE0006344799	EXH4	8.77	0.50 %	48.26	20.09 %	19.67	35.87
iShares DJ STOXX 600 Ind. G. & S. Swap (DE)	DE000A0F5T44	EXXI	1.03	0.30 %	38.22	20.62 %	28.96	28.72
Lyxor ETF DJ STOXX 600 Ind. Goods & Serv.	FR0010344887	LYYT	0.38	0.30 %	53.91	24.32 %	19.68	19.66
Insurance								
ComStage ETF DJ STOXX 600 Insurance TR	LU0378436108	C070	0.07	0.25 %	15.51	40.98 %	18.92	33.36
db x-trackers DJ STOXX 600 Insurance ETF	LU0292105193	DXSJ	1.50	0.30 %	30.70	27.50 %	19.15	15.99
iShares DJ STOXX 600 Insurance (DE)	DE0006289416	EXH5	15.56	0.50 %	40.15	27.13 %	12.84	73.07
iShares DJ STOXX 600 Insurance Swap (DE)	DE000A0F5T51	EXXJ	1.11	0.30 %	39.56	27.97 %	19.08	43.85
Lyxor ETF DJ STOXX 600 Insurance	FR0010344903	LYYQ	1.40	0.30 %	36.01	32.74 %	12.73	38.81
Media								
ComStage ETF DJ STOXX 600 Media TR	LU0378436363	C071	0.64	0.25 %	20.62	6.24 %	19.18	7.98
iShares DJ STOXX 600 Media (DE)	DE0006289424	EXH6	0.44	0.50 %	56.86	5.15 %	13.28	8.88
iShares DJ STOXX 600 Media Swap (DE)	DE000A0F5T69	EXXK	0.05	0.30 %	39.81	5.32 %	19.00	22.08
Lyxor ETF DJ STOXX 600 Media	FR0010344929	LYYU	0.03	0.30 %	56.03	8.65 %	13.32	11.45
Oil & Gas								
ComStage ETF DJ STOXX 600 Oil & Gas TR	LU0378436447	C072	2.11	0.25 %	12.99	14.81 %	51.51	40.74
db x-trackers DJ STOXX 600 Oil & Gas ETF	LU0292101796	DXSD	8.75	0.30 %	30.17	12.46 %	50.91	58.54
iShares DJ STOXX 600 Oil & Gas (DE)	DE0006344765	EXH1	32.00	0.50 %	21.52	12.16 %	29.34	120.50
iShares DJ STOXX 600 Oil & Gas Swap (DE)	DE000A0F5T77	EXXL	3.32	0.30 %	25.86	12.47 %	50.60	23.20
Lyxor ETF DJ STOXX 600 Oil & Gas	FR0010344960	LYMB	14.45	0.30 %	25.55	15.26 %	29.60	216.37
Personal & Household Goods								
ComStage ETF DJ STOXX 600 P. & H. G. TR	LU0378436520	C073	0.00	0.25 %	16.54	13.79 %	40.13	8.21
iShares DJ STOXX 600 Pers. & H. Goods (DE)	DE0006289432	EXH7	0.94	0.50 %	53.89	15.18 %	26.18	16.06
iShares DJ STOXX 600 P. & H. Goods Sw. (DE)	DE000A0F5T85	EXXM	0.16	0.30 %	30.37	15.59 %	39.88	22.11
Lyxor ETF DJ STOXX 600 Pers. & Household G.	FR0010344978	LYYV	0.41	0.30 %	39.61	19.05 %	26.12	33.20
Real Estate								
ComStage ETF DJ STOXX 600 Real Estate TR	LU0378436793	C074	0.03	0.25 %	38.56	22.99 %	10.18	6.97
EasyETF EPRA Eurozone	LU0192223062	IM2A	0.88	0.45 %	132.33	13.67 %	121.63	148.12
iShares DJ STOXX 600 Real Estate (DE)	DE000A0H0751	EXI5	1.58	0.45 %	69.93	11.31 %	7.97	16.33
iShares DJ STOXX Americas 600 R. Estate (DE)	DE000A0H0769	EXI6	0.34	0.70 %	218.64	16.04 %	6.22	4.11
iShares DJ STOXX Asia Pac. 600 R. Estate (DE)	DE000A0H0777	EXI7	0.81	0.70 %	166.29	29.41 %	8.36	13.40
iShares FTSE EPRA/NAREIT Asia Prop. Yield F.	DE000A0LGQJ9	IQQ4	2.57	0.59 %	87.29	29.33 %	12.96	89.36
iShares FTSE EPRA/NAREIT Gl. Prop. Yield F.	DE000A0LGQL5	IQQ6	2.52	0.59 %	102.21	23.22 %	8.94	76.68
iShares FTSE EPRA/NAREIT US Prop. Yield F.	DE000A0LGQK7	IQQ7	6.41	0.40 %	77.48	21.05 %	7.58	63.64
iShares FTSE/EPRA European Prop. Index Fund	DE000A0HG2Q2	IQQP	11.02	0.40 %	39.92	10.53 %	16.73	254.86
Retail								
ComStage ETF DJ STOXX 600 Retail TR	LU0378436876	C075	0.63	0.25 %	17.76	17.93 %	33.69	8.96
iShares DJ STOXX 600 Retail (DE)	DE0006289440	EXH8	1.81	0.50 %	56.09	15.76 %	21.60	17.53
iShares DJ STOXX 600 Retail Swap (DE)	DE000A0F5T93	EXXN	1.22	0.30 %	31.47	16.03 %	33.52	35.87
Lyxor ETF DJ STOXX 600 Retail	FR0010344986	LYYI	0.37	0.30 %	52.96	20.83 %	21.64	27.79
Technology								
ComStage ETF DJ STOXX 600 Technology TR	LU0378437098	C076	1.73	0.25 %	22.12	17.19 %	22.43	21.33
db x-trackers DJ STOXX 600 Technology ETF	LU0292104469	DXSH	1.82	0.30 %	36.99	17.96 %	22.36	8.61
iShares DJ EURO STOXX Technology (DE)	DE0006289325	EXX3	3.62	0.50 %	35.09	17.83 %	20.42	7.52
iShares DJ STOXX 600 Technology (DE)	DE0006289366	EXV3	9.38	0.50 %	27.81	18.23 %	17.38	25.47
iShares DJ STOXX 600 Technology Swap (DE)	DE000A0F5UA6	EXXP	2.11	0.30 %	36.73	18.41 %	22.32	18.78
iShares TecDAX (DE)	DE0005933972	EXS2	19.01	0.50 %	54.89	30.45 %	6.04	76.60
Lyxor ETF DJ STOXX 600 Technology	FR0010344796	LYYW	2.55	0.30 %	41.07	23.03 %	17.36	23.80

Equity Funds

Sector Indices

	ISIN	Xetra Code	Ø Turnover/Month Q2 in € m	Management- Fee	XLM ²⁾ June 09 in Bp	Performance ¹⁾ Q2	NAV in € 30 June 09	Assets u. M. ³⁾ in € m
Telecommunication								
ComStage ETF DJ STOXX 600 Telecom. TR	LU0378437171	C077	1.62	0.25 %	13.76	6.37 %	37.02	25.21
db x-trackers DJ STOXX 600 Telecom. ETF	LU0292104030	DXSG	7.03	0.30 %	27.84	7.08 %	37.34	39.96
iShares DJ EURO STOXX Telecom. (DE)	DE0006289317	EXX2	2.59	0.50 %	28.26	4.16 %	37.54	33.15
iShares DJ STOXX 600 Telecom. (DE)	DE0006289358	EXV2	14.65	0.50 %	34.02	6.83 %	23.00	53.25
iShares DJ STOXX 600 Telecom. Swap (DE)	DE000A0F5UB4	EXXQ	1.33	0.30 %	27.84	7.24 %	37.32	19.41
Lyxor ETF DJ STOXX 600 Telecommunications	FR0010344812	LYYK	4.66	0.30 %	32.68	10.12 %	23.18	123.62
Travel & Leisure								
ComStage ETF DJ STOXX 600 Tr. & Leisure TR	LU0378437254	C078	0.00	0.25 %	20.21	13.98 %	14.37	6.94
iShares DJ STOXX 600 Travel & Leisure (DE)	DE0006344757	EXV9	1.05	0.50 %	79.69	13.66 %	9.65	1.79
iShares DJ STOXX 600 Tr. & Leisure Swap (DE)	DE000A0F5UC2	EXXR	0.20	0.30 %	47.95	14.13 %	14.30	21.45
Lyxor ETF DJ STOXX 600 Travel & Leisure	FR0010344838	LYYL	1.21	0.30 %	63.93	17.92 %	9.54	6.05
Utilities								
ComStage ETF DJ STOXX 600 Utilities TR	LU0378437338	C079	0.29	0.25 %	15.91	13.21 %	56.42	44.80
db x-trackers DJ STOXX 600 Utilities ETF	LU0292104899	DXSI	1.94	0.30 %	32.10	13.47 %	57.21	24.89
iShares DJ STOXX 600 Utilities (DE)	DE0006289457	EXH9	7.68	0.50 %	48.37	13.65 %	31.39	80.86
iShares DJ STOXX 600 Utilities Swap (DE)	DE000A0F5UD0	EXXS	1.73	0.30 %	24.80	13.86 %	57.33	31.73
Lyxor ETF DJ STOXX 600 Utilities	FR0010344853	LYYM	0.62	0.30 %	52.59	15.75 %	31.52	84.33

Bond Funds

	ISIN	Xetra Code	Ø Turnover/Month Q2 in € m	Management- Fee	XLM ²⁾ June 09 in Bp	Performance ¹⁾ Q2	NAV in € 30 June 09	Assets u. M. ³⁾ in € m
Money Market								
ComStage ETF Commerzbank EONIA Index TR	LU0378437684	C100	43.33	0.10 %	1.08	0.19 %	101.78	254.44
ComStage ETF Cobra FED Funds Eff. Rate I. TR	LU0378437767	C101	0.16	0.10 %	27.93	-5.56 %	71.52	42.91
db x-trackers II EONIA TR Index ETF	LU0290358497	DBXT	575.77	0.15 %	0.33	0.16 %	138.06	3,517.29
db x-trackers II EONIA TRI ETF 1D	LU0335044896	DX22	22.48	0.15 %	0.65	0.16 %	135.20	192.65
db x-trackers II EURO I. RATE VOLA. TRI ETF	LU0378818644	DX24	0.00	0.25 %	49.83	-	99.05	14.86
db x-trackers II FED Funds Eff. Rate TRI ETF	LU0321465469	DXS2	0.49	0.15 %	41.22	-5.55 %	121.45	50.61
db x-trackers II SONIA TRI ETR	LU0321464652	DXS1	3.78	0.15 %	37.12	8.83 %	216.90	14.93
iShares eb.rexx Money Market	DE000A0Q4RZ9	EXVM	130.65	0.12 %	3.76	-2.28 %	96.48	992.83
Lyxor ETF Euro Cash	FR0010510800	L8I3	99.03	0.15 %	1.37	0.17 %	105.56	1,952.93
Inflation-Linked Bonds								
db x-trackers II iBoxx € Infl.-Link. TR Ind. ETF	LU0290358224	DBXK	6.65	0.20 %	38.61	3.22 %	160.79	143.21
db x-trackers II iBoxx Gl. Infl.-Link. TRI Hedg.	LU0290357929	DBXH	22.35	0.25 %	65.42	1.77 %	156.27	278.57
iShares \$ TIPS	DE000A0LQG77	IUST	0.75	0.25 %	38.81	-5.01 %	108.18	365.50
iShares € Inflation Linked Bond	DE000A0HG2S8	IBCI	13.53	0.25 %	31.56	3.12 %	171.49	405.93
iShares Global Inflation-Linked Bond	DE000A0RFED7	IUS5	0.03	0.25 %	39.17	1.68 %	83.10	13.88
Lyxor ETF EuroMTS Inflation Linked	FR0010174292	LYQ7	4.43	0.20 %	48.67	3.20 %	111.68	491.41
Credit Derivatives								
db x-trackers II iTraxx Cross. 5-year TRI	LU0290359032	DBXM	23.13	0.24 %	33.89	11.19 %	97.03	123.81
db x-trackers II iTraxx Eur. 5-year TR Index ETF	LU0290358653	DXSQ	7.74	0.18 %	23.06	3.38 %	105.30	150.10
db x-trackers II iTraxx Eur. Sen. Fin. 5-year TRI	LU0378819295	DBZD	0.46	0.18 %	23.66	3.75 %	105.82	27.53
db x-trackers II iTraxx HiVol 5-year TR Ind. ETF	LU0290358737	DBXL	14.49	0.21 %	38.04	8.33 %	104.84	36.85
db x-trackers II iTraxx Eur. Sub. Fin. 5-year TRI	LU0378819378	DBZE	0.05	0.21 %	38.42	7.71 %	104.50	3.14
EasyETF - iTraxx Crossover	LU0281436138	IM2H	0.34	0.25 %	95.31	11.16 %	96.38	63.42
EasyETF - iTraxx Europe HiVol	LU0281436302	IM2I	0.40	0.20 %	94.59	8.38 %	104.63	209.44
Jumbos								
db x-trackers II iBoxx € Ger. Covered TRI ETF	LU0321463506	DXSW	12.22	0.15 %	16.67	1.50 %	158.13	249.19
iShares € Covered Bond	DE000A0RFEE5	IUS6	0.40	0.20 %	35.77	-0.71 %	132.57	13.28
iShares eb.rexx Jumbo Pfandbriefe (DE)	DE0002635265	EXHE	62.49	0.09 %	13.17	0.19 %	105.62	1,131.23
Lyxor ETF EuroMTS Covered Bond Aggregate	FR0010481127	LRX2	0.62	0.17 %	46.72	1.80 %	109.96	54.98
Government Bonds								
db x-trackers II Em. Markets Liq. Eurobond Ind.	LU0321462953	DXSU	1.88	0.55 %	103.34	9.48 %	201.59	26.29
db x-trackers II Gl. Sovereign EUR Hedg. Ind.	LU0378818131	DBZB	0.00	0.25 %	85.84	-0.17 %	177.17	15.88
db x-trackers II iBoxx € Sov. Euroz. 10-15 TRI	LU0290357333	DBXC	2.24	0.15 %	21.12	0.83 %	164.14	80.68
db x-trackers II iBoxx € Sov. Euroz. 1-3 TRI	LU0290356871	DBXP	59.30	0.15 %	3.42	0.82 %	150.96	853.60
db x-trackers II iBoxx € Sov. Euroz. 15+ TRI	LU0290357507	DBXF	0.23	0.15 %	31.63	-0.49 %	166.96	16.33
db x-trackers II iBoxx € Sov. Euroz. 25+ TRI	LU0290357846	DBXG	1.00	0.15 %	36.77	-1.30 %	167.23	13.30
db x-trackers II iBoxx € Sov. Euroz. 3-5 TRI	LU0290356954	DBXQ	48.91	0.15 %	6.12	1.08 %	159.60	779.55
db x-trackers II iBoxx € Sov. Euroz. 5-7 TRI	LU0290357176	DBXR	34.95	0.15 %	9.50	0.88 %	165.04	344.16
db x-trackers II iBoxx € Sov. Euroz. 7-10 TRI	LU0290357259	DBXB	24.46	0.15 %	14.44	0.48 %	166.55	136.39

Bond Funds

	ISIN	Xetra Code	Ø Turnover/Month Q2 in € m	Management- Fee	XLM ²⁾ June 09 in Bp	Performance ¹⁾ Q2	NAV in € 30 June 09	Assets u. M. ³⁾ in € m
Government Bonds								
db x-trackers II iBoxx € Sov. Euroz. TRI	LU0290355717	DBXN	27.17	0.15 %	12.57	0.62 %	160.37	592.67
ETFlab Deutsche Börse EUROGOV® Ger.	DE000ETFL177	EL4R	0.00	0.15 %	18.59	-0.37 %	103.27	31.30
ETFlab Dt. Börse EUROGOV Ger. 10+	DE000ETFL219	EL4V	0.77	0.15 %	39.71	-1.96 %	104.84	29.36
ETFlab Dt. Börse EUROGOV Ger. 1-3	DE000ETFL185	EL4S	1.70	0.15 %	16.34	0.31 %	96.03	30.65
ETFlab Dt. Börse EUROGOV Ger. 3-5	DE000ETFL193	EL4T	0.00	0.15 %	21.16	-0.10 %	101.97	28.83
ETFlab Dt. Börse EUROGOV Ger. 5-10	DE000ETFL201	EL4U	1.61	0.15 %	21.08	-1.33 %	106.87	31.48
ETFlab Dt. Börse EUROGOV Ger. M. Market	DE000ETFL227	EL4W	0.07	0.15 %	12.34	0.13 %	90.25	35.76
ETFlab iBoxx € Liquid Sov. Diversified 10+	DE000ETFL169	EL4Q	0.31	0.15 %	44.99	-0.59 %	92.86	27.88
ETFlab iBoxx € Liquid Sov. Diversified 1-10	DE000ETFL110	EL4K	0.00	0.15 %	24.94	0.17 %	103.36	22.21
ETFlab iBoxx € Liquid Sov. Diversified 1-3	DE000ETFL128	EL4L	1.99	0.15 %	20.94	-0.04 %	105.26	22.71
ETFlab iBoxx € Liquid Sov. Diversified 3-5	DE000ETFL136	EL4M	0.01	0.15 %	24.94	1.15 %	103.64	22.12
ETFlab iBoxx € Liquid Sov. Diversified 5-7	DE000ETFL144	EL4N	1.13	0.15 %	25.41	0.87 %	102.17	30.66
ETFlab iBoxx € Liquid Sov. Diversified 7-10	DE000ETFL151	EL4P	0.68	0.15 %	28.77	0.52 %	102.25	30.69
iShares \$ Treasury Bond 1-3	DE000A0J2078	IUSU	15.65	0.20 %	10.41	-5.47 %	91.95	189.64
iShares \$ Treasury Bond 7-10	DE000A0LQGB6	IUSM	1.71	0.20 %	18.53	-11.84 %	118.98	164.52
iShares € Government Bond 1-3	DE000A0J21A7	IBCA	25.14	0.20 %	4.94	0.71 %	136.51	511.86
iShares € Government Bond 15-30	DE000A0LGQC4	IBCL	2.53	0.20 %	22.57	-2.77 %	150.73	169.56
iShares € Government Bond 3-5	DE000A0LGQD2	IBCN	31.05	0.20 %	7.35	-1.02 %	145.94	365.97
iShares € Government Bond 7-10	DE000A0LGQH3	IBCM	43.65	0.20 %	7.55	-2.40 %	152.24	435.29
iShares Barclays Euro Treasury Bond 0-1 ETF	DE000A0RM462	EUN6	0.00	0.20 %	15.13	-	100.17	17.01
iShares Citigroup Gl. Government Bond ETF	DE000A0RM439	EUN3	0.38	0.20 %	21.90	-	73.95	17.47
iShares eb.rexx Government Germany (DE)	DE0006289465	EXHA	65.12	0.15 %	5.97	-4.08 %	134.37	465.97
iShares eb.rexx Gov. Germany 1.5-2.5 (DE)	DE0006289473	EXHB	81.62	0.15 %	5.81	-3.36 %	100.27	1.025.98
iShares eb.rexx Gov. Germany 10.5+ (DE)	DE000A0D8Q31	EXX6	8.66	0.15 %	25.45	-7.38 %	120.04	130.41
iShares eb.rexx Gov. Germany 2.5-5.5 (DE)	DE0006289481	EXHC	50.89	0.15 %	7.34	-4.27 %	107.98	577.17
iShares eb.rexx Gov. Germany 5.5-10.5 (DE)	DE0006289499	EXHD	86.45	0.15 %	7.44	-5.60 %	116.17	762.24
iShares iBoxx € Liq. Sov. Cap. 1.5-10.5 (DE)	DE000A0H0785	EXHF	11.75	0.15 %	17.18	-0.72 %	108.28	151.62
iShares iBoxx € Liq. Sov. Cap. 1.5-2.5 (DE)	DE000A0H0793	EXHG	11.23	0.15 %	8.81	-1.01 %	102.66	143.87
iShares iBoxx € Liq. Sov. Cap. 10.5+ (DE)	DE000A0H08C4	EXHK	3.89	0.15 %	36.56	-2.78 %	102.30	20.47
iShares iBoxx € Liq. Sov. Cap. 2.5-5.5 (DE)	DE000A0H08A8	EXHH	11.69	0.15 %	11.79	-0.42 %	108.01	126.46
iShares iBoxx € Liq. Sov. Cap. 5.5-10.5 (DE)	DE000A0H08B6	EXHJ	29.32	0.15 %	18.12	-0.75 %	108.16	286.11
iShares JPMorgan \$ Emerging Markets Bond	DE000A0RFFTO	IUS7	0.43	0.45 %	84.96	1.41 %	65.68	32.83
Lyxor ETF EuroMTS 10-15Y	FR0010037242	LYQ6	5.89	0.17 %	25.10	0.96 %	128.08	288.20
Lyxor ETF EuroMTS 1-3Y	FR0010222224	LYQ2	11.25	0.17 %	8.39	0.86 %	114.89	1.148.98
Lyxor ETF EuroMTS 15+Y	FR0010481093	LRX1	0.12	0.17 %	35.98	-0.59 %	111.02	144.33
Lyxor ETF EuroMTS 3-5Y	FR0010037234	LYQ3	18.56	0.17 %	9.94	1.11 %	124.27	1.149.58
Lyxor ETF EuroMTS 5-7Y	FR0010411413	LYM5	20.37	0.17 %	12.86	0.95 %	115.78	555.76
Lyxor ETF EuroMTS 7-10Y	FR0010411439	LYM6	8.37	0.17 %	14.89	0.55 %	114.33	457.36
Lyxor ETF EuroMTS Global	FR0010028860	LYQ1	2.22	0.17 %	22.33	0.63 %	126.68	874.10
PowerShares EuroMTS Cash 3 Months Fund	IE00B3BPCH51	PJEU	5.17	0.15 %	4.96	0.12 %	100.81	136.09
Corporate Bonds								
iShares \$ Corporate Bond	DE000A0DPYYO	IBCD	1.21	0.20 %	92.44	1.22 %	65.11	338.42
iShares € Corporate Bond	DE0002511243	IBCS	66.51	0.20 %	23.82	3.88 %	116.73	2.584.43
iShares Barclays Euro Aggregate Bond ETF	DE000A0RM447	EUN4	0.31	0.25 %	43.37	-	101.45	53.80
iShares Barclays Euro Corporate Bond ETF	DE000A0RM454	EUN5	2.33	0.20 %	68.43	-	106.87	80.58
Lyxor ETF EURO CORPORATE BONDS	FR0010737544	LYQJ	1.99	0.20 %	53.43	-	109.96	54.98

Commodity Funds

	ISIN	Xetra Code	Ø Turnover/Month Q2 in € m	Management- Fee	XLM ²⁾ June 09 in Bp	Performance ¹⁾ Q2	NAV in € 30 June 09	Assets u. M. ³⁾ in € m
ComStage ETF Coca Commodity EW Index TR	LU0419741177	C090	0.94	0.30 %	67.71	-	75.18	69.96
db x-trackers db c. b. - S&P GSCI TM L. Energy	LU0411078123	DX26	1.24	1.00 %	95.48	-	14.80	128.79
db x-trackers DBLCl - OY Balanced ETF	LU0292106167	DXSM	32.52	0.55 %	76.44	10.32 %	25.55	499.02
Easy ETF GSAL	LU0252701189	IM2G	8.72	0.45 %	67.87	-5.90 %	68.87	64.31
EasyETF GS Ultra-Light Energy	LU0246046329	IM2F	1.70	0.45 %	67.89	2.57 %	172.23	11.81
EasyETF GSCI	LU0203243414	IM2E	13.04	0.45 %	55.92	12.64 %	29.41	131.06
EasyETF GSNE	LU0230484932	IM2B	1.21	0.45 %	73.10	-1.10 %	137.97	40.66
EasyETF S&P GSCI Light Energy Dynamic TR	LU0309198074	IM2K	0.82	0.45 %	190.72	6.07 %	207.77	6.21
ETFS Russell Global Gold Fund ETF	DE000A0Q8NC8	ETLX	0.06	0.65 %	261.54	-2.73 %	24.07	11.47
iShares DJ-AIG Commodity Swap (DE)	DE000A0H0728	EXXY	28.01	0.45 %	72.53	5.26 %	23.23	190.20
Lyxor ETF Commodities CRB	FR0010270033	LYY6	12.68	0.35 %	30.63	8.81 %	17.30	346.19
Lyxor ETF Commodities CRB Non-Energy	FR0010346205	LYYH	2.56	0.35 %	37.95	3.02 %	14.00	74.24

Commodity Funds

	ISIN	Xetra Code	Ø Turnover/Month Q2 in € m	Management- Fee	XLM ²⁾ June 09 in Bp	Performance ¹⁾ Q2	NAV in € 30 June 09	Assets u. M. ³⁾ in € m
Market Access J. Rogers Int. Commodity I. F.	LU0249326488	M9SA	10.32	0.50 %	69.17	10.58 %	19.97	116.12
Market Access RICI-Agriculture Indexfonds	LU0259321452	M9SB	6.28	0.85 %	59.06	-2.88 %	75.44	51.87
Market Access RICI-Metals Indexfonds	LU0259320728	M9SC	2.39	0.85 %	71.61	10.26 %	81.60	16.35

Currency Funds

	ISIN	Xetra Code	Ø Turnover/Month Q2 in € m	Management- Fee	XLM ²⁾ June 09 in Bp	Performance ¹⁾ Q2	NAV in € 30 June 09	Assets u. M. ³⁾ in € m
db x-trackers Currency Carry ETF	LU0328474126	DX2N	0.38	0.30 %	50.07	5.90 %	47.05	6.82
db x-trackers Currency Momentum ETF	LU0328474043	DX2M	0.21	0.30 %	51.90	-6.29 %	38.54	3.85
db x-trackers Currency Returns ETF	LU0328474472	DX2P	2.66	0.30 %	38.63	3.28 %	48.84	36.63
db x-trackers Currency Valuation ETF	LU0328473748	DX2L	5.04	0.30 %	36.49	10.34 %	52.12	21.37

Strategy Funds

	ISIN	Xetra Code	Ø Turnover/Month Q2 in € m	Management- Fee	XLM ²⁾ June 09 in Bp	Performance ¹⁾ Q2	NAV in € 30 June 09	Assets u. M. ³⁾ in € m
Derivative Strategy								
Lyxor ETF DAXplus Covered Call	LU0252635023	LYY9	1.64	0.40 %	70.79	14.61 %	42.27	11.30
Lyxor ETF DAXplus Protective Put	LU0288030280	LYMT	1.03	0.40 %	104.44	12.43 %	33.93	20.36
Lyxor ETF DJ EURO STOXX 50 Buywrite	FR0010389205	LYM3	0.63	0.40 %	187.13	16.86 %	11.02	39.88
Dividend Strategy								
ComStage ETF DJ EURO STOXX Sel. Div. 30	LU0378434236	C051	0.32	0.25 %	19.73	23.11 %	19.68	93.65
db x-trackers DJ EURO STOXX Sel. Div.30 ETF	LU0292095535	DXSA	4.99	0.30 %	25.53	23.52 %	14.17	29.75
db x-trackers DJ STOXX Gl. Sel. Div. 100 ETF	LU0292096186	DXSB	3.39	0.50 %	24.71	21.84 %	14.85	38.91
DJ EURO STOXX Sel. Dividend 30 Source ETF	IE00B60SX626	SCOM	1.53	0.30 %	61.14	-	19.78	17.76
ETFlab DAXplus Maximum Dividend	DE000ETFL235	EL4X	0.49	0.30 %	28.53	-	68.75	594.55
ETFlab DJ EURO STOXX Select Dividend 30	DE000ETFL078	EL4G	0.20	0.30 %	41.87	20.44 %	13.54	19.09
iShares DivDAX (DE)	DE0002635273	EXSB	15.62	0.30 %	23.18	20.40 %	9.09	137.07
iShares DJ Asia Pacific Select Dividend 30 (DE)	DE000A0H0744	EXXW	1.99	0.30 %	330.39	40.23 %	18.30	47.49
iShares DJ Asia/Pacific Select Dividend	DE000A0J2086	IQQX	2.08	0.59 %	48.08	39.44 %	14.85	47.96
iShares DJ EURO STOXX Select Dividend	DE000A0HG2P4	IQQA	3.02	0.40 %	18.48	20.37 %	14.43	289.10
iShares DJ EURO STOXX Sel. Dividend 30 (DE)	DE0002635281	EXSG	13.31	0.30 %	25.48	21.69 %	13.97	310.78
iShares DJ STOXX Select Dividend 30 (DE)	DE0002635299	EXSH	2.34	0.30 %	58.16	20.20 %	12.20	36.26
iShares DJ STOXX US Select Dividend (DE)	DE000A0D8Q49	EXX5	1.95	0.30 %	102.35	4.96 %	18.31	13.76
iShares FTSE UK Dividend Plus	DE000A0HG2R0	IQQD	9.96	0.40 %	15.22	28.59 %	6.77	299.85
Lyxor ETF DJ STOXX Select Dividend 30	FR0010378604	LYMF	1.03	0.30 %	71.66	24.16 %	12.18	52.89
Fundamental Strategy								
Lyxor ETF FTSE RAFI Europe	FR0010400770	LYQ8	0.79	0.60 %	40.20	34.76 %	36.40	15.17
Lyxor ETF FTSE RAFI Eurozone	FR0010400788	LYQ9	0.12	0.60 %	41.66	36.50 %	38.63	7.49
Lyxor ETF FTSE RAFI Japan	FR0010400796	LYQB	0.33	0.60 %	69.70	14.38 %	26.88	20.42
Lyxor ETF FTSE RAFI US 1000	FR0010400804	LYQA	0.12	0.60 %	47.52	22.16 %	27.40	33.69
PowerShares FTSE RAFI Developed 1000 Fund	IE00B23D8W74	6PSB	0.33	1.00 %	44.48	22.95 %	6.66	3.12
PowerShares FTSE RAFI Dev. Eur. Mid-Small F.	IE00B23D8Y98	6PSD	0.03	1.00 %	45.90	31.97 %	6.08	2.14
PowerShares FTSE RAFI Europe Fund	IE00B23D8X81	6PSC	0.00	1.00 %	32.46	29.93 %	5.88	6.20
PowerShares FTSE RAFI US 1000 Fund	IE00B23D8S39	6PSA	0.02	1.00 %	50.74	21.03 %	4.48	8.86
Money Market Short Strategy								
db x-trackers II EURO INT. R. VOLA. SH. TRI	LU0378818727	DX25	3.41	0.25 %	49.83	-	101.01	20.20
Leverage Strategy								
ComStage ETF DJ EURO STOXX 50 Lev. TR	LU0392496930	C053	1.66	0.35 %	23.28	50.02 %	13.58	10.62
Lyxor ETF LevDAX	LU0252634307	LYY8	209.56	0.40 %	13.28	41.71 %	25.65	150.33
Lyxor ETF Leveraged DJ EURO STOXX 50	FR0010468983	LYMZ	85.18	0.40 %	21.95	47.03 %	13.13	138.47
Credit Derivative Short Strategy								
db x-trackers II iTraxx Cross. 5-year Short TRI	LU0321462870	DXST	0.77	0.24 %	35.25	-10.16 %	112.70	13.62
db x-trackers II iTraxx Eur. 5-year Sh. TRI ETF	LU0321462102	DXSR	5.02	0.18 %	22.69	-3.00 %	108.61	5.46
db x-trackers II iTraxx Eur. Sen. Fin. 5-year Sh.	LU0378819709	DBZG	0.00	0.18 %	23.00	-3.34 %	108.51	3.26
db x-trackers II iTraxx Eur. Sub. Fin. 5-year Sh.	LU0378819881	DBZH	0.00	0.21 %	36.79	-7.04 %	108.31	3.25
db x-trackers II iTraxx HiVol 5-year Short TRI	LU0321462441	DXSS	0.51	0.21 %	36.68	-5.57 %	109.95	4.87
Sustainability Strategy								
iShares DJ EURO STOXX Sustainability 40 (DE)	DE000A0F5UG3	EXXV	3.53	0.40 %	34.91	13.60 %	8.10	37.18

Strategy Funds

	ISIN	Xetra Code	Ø Turnover/Month Q2 in € m	Management- Fee	XLM ²⁾ June 09 in Bp	Performance ¹⁾ Q2	NAV in € 30 June 09	Assets u. M. ³⁾ in € m
Quantitative Strategy								
PowerShares Dynamic Europe Fund	IE00B23D9570	6PSK	0.00	1.00 %	43.44	26.44 %	5.19	1.85
PowerShares Dyn. Gl. Developed Markets Fund	IE00B23D9463	6PSJ	0.00	1.00 %	61.27	23.93 %	3.69	2.43
PowerShares Dynamic US Market Fund	IE00B23D9240	6PSH	0.00	1.00 %	22.02	5.53 %	4.54	31.40
Shariah-conform Strategy								
db x-trackers DJ Islam. Market Titans 100 ETF	LU0328475529	DX2W	0.00	0.50 %	101.88	6.53 %	15.65	3.14
db x-trackers S&P 500 Shariah ETF	LU0328475362	DX2V	0.08	0.50 %	31.68	6.08 %	6.51	3.33
db x-trackers S&P Europe 350 Shariah ETF	LU0328475107	DX2T	0.00	0.50 %	31.39	11.23 %	8.00	4.00
db x-trackers S&P Japan 500 Shariah ETF	LU0328475289	DX2U	0.64	0.50 %	37.24	13.31 %	6.97	2.79
iShares Emerging Market Islamic	DE000A0NA0M3	IUSE	0.52	0.85 %	59.94	22.69 %	10.95	6.51
iShares MSCI US Islamic	DE000A0NA0N1	IUSF	0.13	0.50 %	24.64	4.65 %	12.85	7.70
iShares MSCI World Islamic	DE000A0NA0L5	IUSD	0.01	0.60 %	48.12	8.37 %	12.32	14.72
Short Strategy								
ComStage ETF DJ EURO STOXX 50 Short TR	LU0392496856	C052	15.91	0.35 %	7.97	-19.61 %	45.00	36.09
db x-trackers CAC 40 Short ETF	LU0322251280	DX2H	9.37	0.40 %	18.41	-15.65 %	77.56	19.78
db x-trackers DJ EURO STOXX 50 Short ETF	LU0292106753	DXSP	430.44	0.40 %	7.07	-18.14 %	44.16	548.92
db x-trackers DJ STOXX 600 Banks Short ETF	LU0322249037	DXS8	52.92	0.50 %	29.29	-34.87 %	42.05	114.59
db x-trackers DJ STOXX 600 Health Care Short	LU0322249466	DXS9	5.37	0.50 %	22.82	-5.13 %	51.75	5.69
db x-trackers DJ STOXX 600 Oil & Gas Short	LU0322249623	DX2A	5.72	0.50 %	33.12	-12.87 %	30.27	5.45
db x-trackers DJ STOXX 600 Technology Short	LU0322250043	DX2B	5.35	0.50 %	40.56	-17.49 %	30.44	10.65
db x-trackers DJ STOXX 600 Telecom. Short	LU0322250126	DX2C	6.07	0.50 %	33.17	-7.60 %	34.70	5.20
db x-trackers FTSE 100 Short ETF	LU0328473581	DX2K	5.10	0.50 %	22.89	-2.14 %	14.31	70.19
db x-trackers DJ Sh. IBOXX € Sov. Eurozone TRI	LU0321463258	DXSV	14.90	0.15 %	13.06	-0.37 %	116.17	169.64
db x-trackers S&P 500 Short ETF	LU0322251520	DXS3	16.41	0.50 %	26.66	-20.04 %	48.11	78.81
db x-trackers ShortDAX ETF	LU0292106241	DXSN	707.02	0.40 %	4.78	-16.76 %	83.70	895.62
Lyxor ETF Short Strategy Europe	FR0010589101	LYQG	1.57	0.40 %	81.34	-20.39 %	106.02	18.99
Value/Growth Strategy								
db x-trackers Quirin Wealth Management TRI	LU0397221945	DBX0	6.96	0.72 %	122.39	14.64 %	107.15	35.36
ETFlab DJ STOXX Strong Growth 20	DE000ETFLO37	EL4C	0.02	0.65 %	57.77	15.84 %	11.95	19.28
ETFlab DJ STOXX Strong Style Composite 40	DE000ETFLO52	EL4E	0.08	0.65 %	55.41	25.26 %	11.77	22.81
ETFlab DJ STOXX Strong Value 20	DE000ETFLO45	EL4D	0.09	0.65 %	52.50	35.76 %	11.44	21.54
iShares DJ EURO STOXX Growth	DE000A0HG3L1	IQQG	2.04	0.40 %	13.94	11.50 %	17.19	38.27
iShares DJ EURO STOXX Value	DE000A0HG2N9	IQQV	4.52	0.40 %	12.02	18.46 %	17.95	44.16
Lyxor ETF MSCI EMU Growth	FR0010168765	LYY3	2.98	0.40 %	38.58	17.16 %	60.75	51.28
Lyxor ETF MSCI EMU Value	FR0010168781	LYY2	0.64	0.40 %	49.95	27.02 %	92.56	111.71

Active ETFs

	ISIN	Xetra Code	Ø Turnover/Month Q2 in € m	Management- Fee	XLM ²⁾ June 09 in Bp	Performance ¹⁾ Q2	NAV in € 30 June 09	Assets u. M. ³⁾ in € m
SGAM ETF Bear DJ EURO STOXX 50	FR0010368506	LSK7	4.60	0.60 %	20.33	-0.20 %	56.88	17.56
SGAM ETF Leveraged DJ Euro STOXX 50	FR0010424135	LSK5	30.97	0.60 %	29.56	0.39 %	13.23	40.34
SGAM ETF Xbear DJ EURO STOXX 50	FR0010424143	LSK8	34.51	0.60 %	28.84	-0.31 %	64.67	125.30

Contacts

Issuer ETFs



Kristian Klasen
+49-(0) 69-26 90-06 48
kristian.klasen@de.abnamro.com



Nigel Longley
+44-20-74 48-43 30
nigel.longley@etfsecurities.com



Jose Albarran
+44-20-33 70-11 07
jose.albarran@source.info



Levente Kulcsar
+49-(0) 69-13 62-18 12
levente.kulcsar@commerzbank.com



Markus Becker
+49-(0) 69-2 98 07-3 24
markus_becker@fra.invesco.com



Christian Gast
+41-44-2 34-75 19
christian.gast@ubs.com

db x-trackers



Thorsten Michalik
+49-(0) 69-9 10-3 7 28
thorsten.michalik@db.com



Keshava Shastry
+44 20-76 68-84 96
keshava.shastry@barclaysglobal.com



Beat Rüegg
+41 44-3 33-64 80
beat.rueegg@credit-suisse.com



Marie-Pierre Ravoteur
+33 1-44 45-73 90
marie-pierre.ravoteur@axa-im.com



Thomas Meyer-zu-Drewer
+49-69-7 17-44 44
thomas.meyer-zu-drewer@lyxor.com



Thomas Pohlmann
+49 (0)89 327 29 - 33 20
thomas.pohlmann@etflab.de



Katrin Müller
+33-1-56 37-65 57
katrin.muller@sgam.com

Issuer Active ETFs



Katrin Müller
+33-1-56 37-65 57
katrin.muller@sgam.com

Designated Sponsors
ABN Amro

Richard Freeman
+44-(0) 2 07-6 78 19 39
richard.freeman@uk.abnamro.com

ALL ENERGY TRADING BV

Niek van Rens
+31-(0) 6 15-54 97 29
niek.vanrens@alloptions.nl

ARCHELON DEUTSCHLAND GMBH

Holger Löser
+49-(0) 69 91 30-58 19
hloeser@archelon-de.com

BANCA IMI S.P.A.

Francesco Riccardi
+39-(0) 2 72-6 12 0 89
francesco.riccardi@bancaimi.com

BARCLAYS CAPITAL SECURITIES LTD.

Andrew Turner
+44-(0) 2 07-6 23-23 23
andrew.turner2@barcap.com

BAYERISCHE HYPO- UND VEREINSBANK AG

Paolo Giulianini
+44-(0) 2 07 8 26-69 21
paolo.giulianini@unicreditgroup.co.uk

BNP PARIBAS ARBITRAGE SNC

Christian-Emmanuel Bonnet
+33-(0) 1-55 77-33 80
christian-emmanuel.bonnet@bnpparibas.com

COMMERZBANK AG

Frank Mohr
+49-(0) 69-13 62-25 12
frank.mohr@commerzbank.com

CREDIT SUISSE

Stephen Poetzsch
+49-(0) 69 75 38-23 56
stephen.poetzsch@csfb.com

DEUTSCHE BANK AG

Jürgen Krewinkel
+49-(0) 69-91 03-44 89
juergen-a.krewinkel@db.com

DZ BANK AG DT. ZENTRALGENOSSENS.BANK

Jürgen Scharnowske
+49-(0) 69-74 47-9 05 77
juergen.scharnowske@dzbank.de

FLOW TRADERS B.V.

Jan De Bolle
+31-(0) 2 07-99 67-89
jan.de.bolle@flowtraders.com

GOLDMAN SACHS INTERNATIONAL. LONDON

Michael Winkelgrund
+44-(0) 2 07-55 23-4 75
michael.winkelgrund@gs.com

INTERNATION MARKET MAKERS COMB. BV

Tom Voute
+31-(0) 2 07-9 88-5 29
tovo@imc.nl

J.P.MORGAN SECURITIES LTD.

Christoph Hock
+44-(0) 2 07-7 79-34 81
hock_christoph@jpmorgan.com

MERRILL LYNCH INTERNATIONAL

Gebhard Klingenstein
+49-(0) 69-58 99-45 01
gebard_klingenstein@ml.com

MORGAN STANLEY & CO. INTERNATIONAL PLC

Geoffrey Graig
+44-(0) 2 07-4 25-63 60
geoffreycraig@msdw.com

NYENBURGH BEHEER B.V.

Bart Lijnse
+31-(0) 2 05-21 39-30
lijnse@nyenburgh.nl

OPTIVER V.O.F.

Sebastian Koeling
+31-(0) 2 05-3 19-0 00
sebastiankoeling@optiver.com

SOCIETE GENERALE S.A. FRANKFURT

Thierry Rakotomalala
+33-(0) 1 42-1 38-3 84
thierry.rakotomalala@sgcib.com

SUSQUEHANNA INTERNATIONAL SECURITIES

John Keogh
+35-(0) 3 18-02 80-82
keogh@sig.com

TIMBER HILL (EUROPE) AG

Roger Ryff
+41-(0) 4 17-26 50 74
roger.ryff@interactivebrokers.ch

VAN DER MOOLEN EFFECTENSPECIALIST B.V.

Onno Porskamp
+31-(0) 2 05-3 56-4 00
curvalue@cybertrading.nl

Turnover figures represent Xetra order book turnover. Average quarterly turnover data are from Deutsche Börse AG, unless otherwise specified.

More detailed information on XTF can be found on the Internet at: www.deutsche-boerse.com > Trading & Clearing > Tradeable Instruments > ETF Exchange Traded Funds.

1) The performance is based on the NAV (Net Asset Value) of the last trading day in the reporting month and the last trading day of the previous month. Source: Bloomberg

2) Based on an order volume of €25,000. The Xetra Liquidity Measure (XLM) quantifies liquidity costs for the immediate execution of both a buy order and sell order based on a given order volume.

3) Assets under Management. As of 30 June 2009

Note: Deutsche Börse AG carefully selects contributions from among those supplied to it by third parties. However, the respective author carries the sole responsibility for the content of his/her contribution. These articles do not reflect the opinion of Deutsche Börse AG. The information and notification contained herein are for information purposes only. None of the information contained herein constitutes an offer to sell or an advertisement for offers to purchase a security or any other product described herein. Deutsche Börse AG will accept no liability for the completeness or correctness of the information contained herein. Therefore, no one should rely on the information contained herein. Deutsche Börse AG will accept no liability for damages incurred because of actions taken on the basis of the information contained in these pages.

® Registered Trademark of Deutsche Börse AG